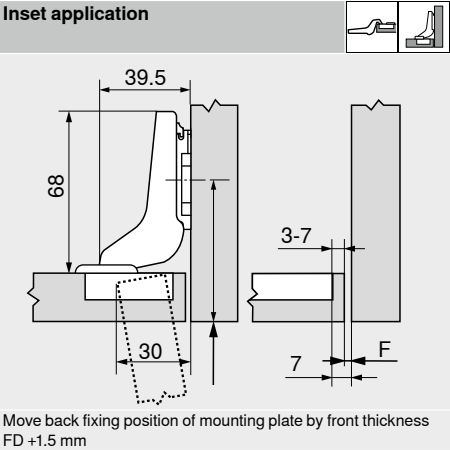
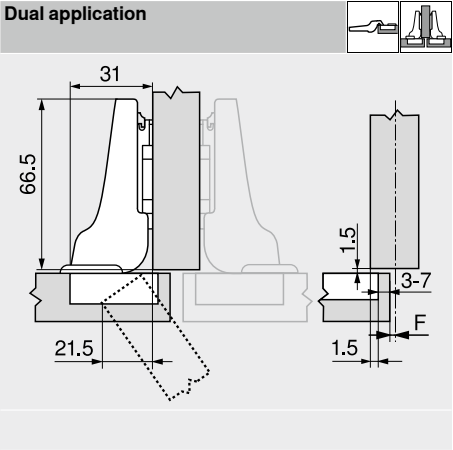
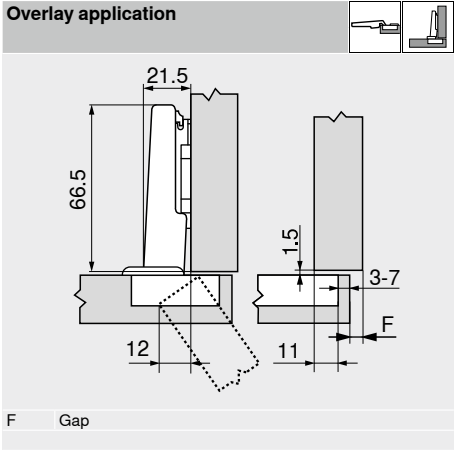


110° hinge Web code
DQDELA

Planning
Hinge dimensions and gap calculation based on factory setting (mounting plate spacing = 0 mm)
Hinge and front protrusion at full opening angle



Drilling distance TB

MD	Front overlay FA (mm)																	
	5	6	7	8	9	10	11	12	13	14	15	16	17	18	5	6	7	8
0																		
3																		
6																		
9																		

MD Mounting plate spacing (mm)

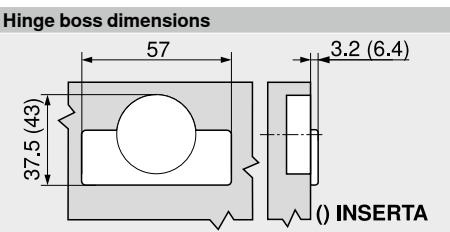
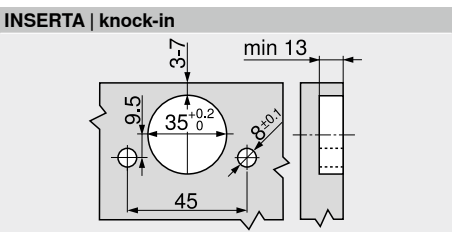
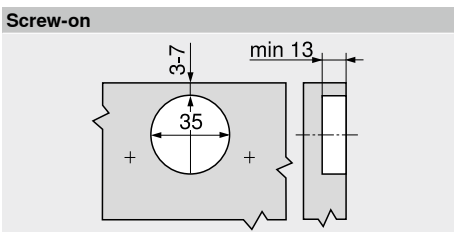
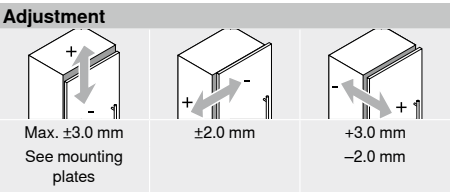
Minimum gap F for fronts with a front radius (R = 1 mm) based on the factory setting

Drilling distance TB (mm)	Front thickness FD (mm)											
	16	18	19	20	21	22	23	24	25	26	28	30
3	0.5	0.8	1.0	1.2	1.5	1.8	2.2	2.7	3.5	4.3	Δ	Δ
4	0.5	0.8	1.0	1.2	1.4	1.7	2.0	2.5	3.1	3.8	Δ	Δ
5	0.5	0.8	0.9	1.2	1.4	1.7	2.0	2.4	2.9	3.4	Δ	Δ
6	0.5	0.8	0.9	1.2	1.3	1.6	1.9	2.3	2.7	3.2	Δ	Δ
7	0.5	0.8	0.9	1.1	1.3	1.6	1.9	2.2	2.6	3.0	Δ	Δ

Additional for +2 mm side adjustment

+0.2	+0.4	+0.4	+0.5	+0.5	+0.5	+0.5	+0.5	+0.5	+0.5	+0.5		
------	------	------	------	------	------	------	------	------	------	------	--	--

Δ In these cases a trial is recommended



Reference pages

Overview – CLIP top BLUMOTION CLIP top – hinges	71	Assembly, removal and adjustment	
Mounting plates	144		
Accessories – hinge arm cover cap	151	Short URL	
Accessories – general	153		
Overview – BLUMOTION for doors	157		
Overview – TIP-ON for doors	171		
Overview – assembly devices	591		
More technical details	698		