

## 125° hinge

Web code

DQDJIM

## Planning

## Special application

Mitred application – side, with large overlay



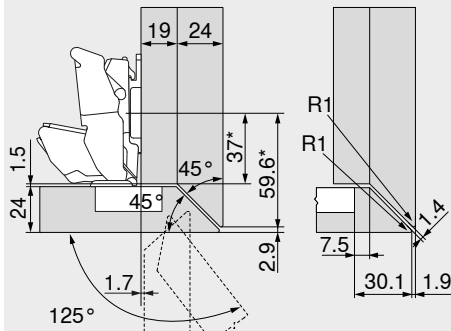
Mitred application – all 4 edges, with large overlay



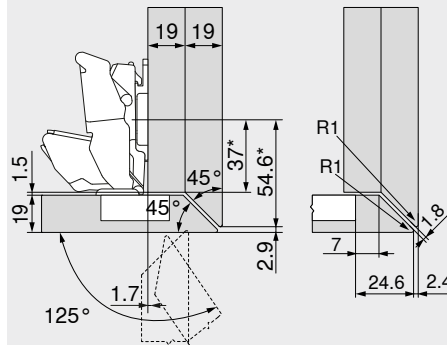
Front overlay max.



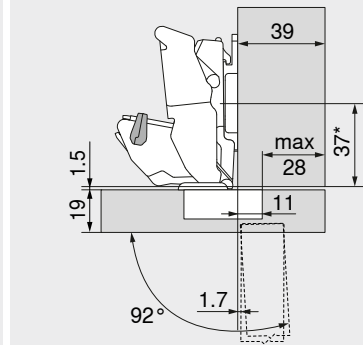
19/24 mm



19/19 mm



39 mm



## Hinge for overlay applications

## Standard mounting plates with 0 mm spacing

\* Dimension for mounting plate with dimension A = 37 mm

## Hinge for overlay applications

## Standard mounting plates with 0 mm spacing

\* Dimension for mounting plate with dimension A = 37 mm

## Hinge for overlay applications

## Standard mounting plates with 0 mm spacing

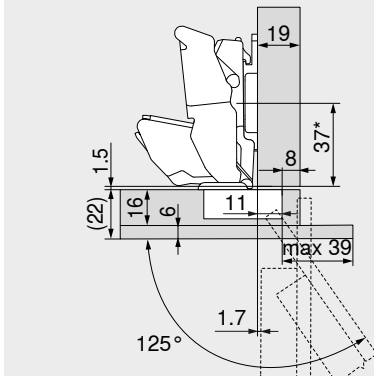
\* Dimension for mounting plate with dimension A = 37 mm

Description	Opening angle	Part no.
Opening angle stop	92°	70T7553

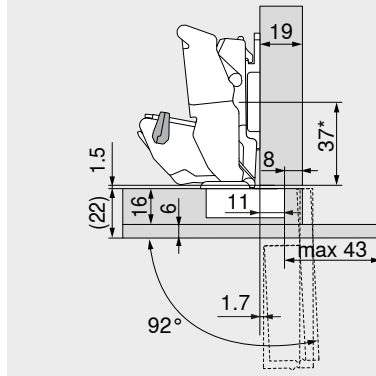
You can select any front thickness FD for a free-standing cabinet.  
We recommend a trial application for a neighbouring front or an overlay application on the wall.

## Thin materials – protruding

16 + 6 mm



16 + 6 mm



## Hinge for overlay applications

## Standard mounting plates with 0 mm spacing

\* Dimension for mounting plate with dimension A = 37 mm

## Hinge for overlay applications

## Standard mounting plates with 0 mm spacing

\* Dimension for mounting plate with dimension A = 37 mm

Description	Opening angle	Part no.
Opening angle stop	92°	70T7553