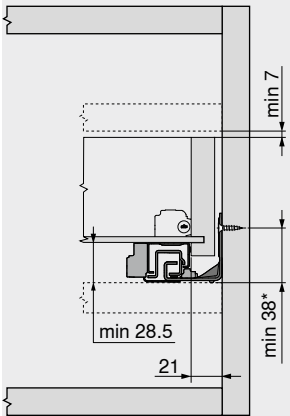


MOVENTO with BLUMOTION – 760H | 766H

Web code
DQCZ3Y

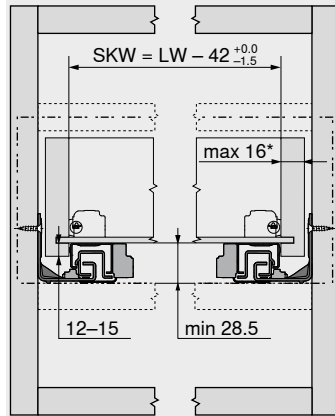
Planning

Space requirement in cabinet



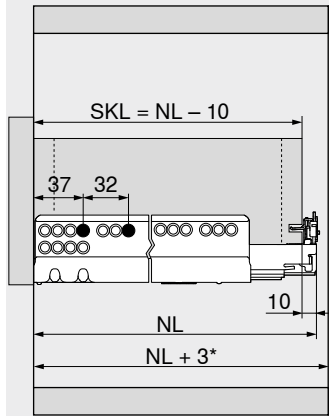
* +1 mm for assembly of the runners prior to cabinet assembly

Drawer | inner drawer



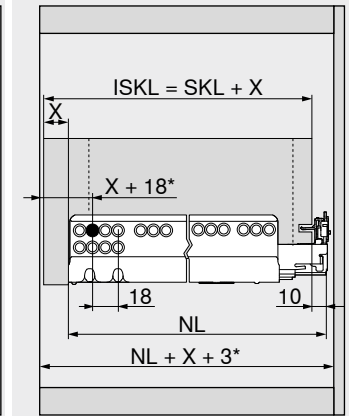
SKW Internal drawer width
LW Internal cabinet width
* Limited side adjustment for a drawer side panel thickness of 16 mm, but with full tolerance utilisation of the internal width of the drawer SKW

Drawer



SKL Drawer length
NL Nominal length
* Additional +12 mm with side stabilisation

Inner drawer



ISKL Inner drawer length
SKL Drawer length
NL Nominal length
X Front thickness
* Additional +3 mm with depth adjustment

Hole spacing – runners

Runner – 760H – 40 kg
Nominal length NL (mm)

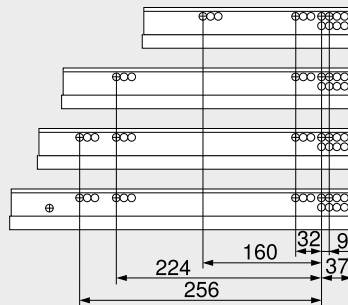
250 | 270

300 | 320 | 350

380 | 400 | 420 | 450 |

480 | 500 | 520

550 | 600



Runner – 766H – 60 | 70 kg

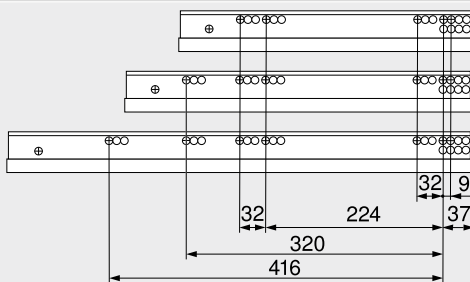
Nominal length NL (mm)

450

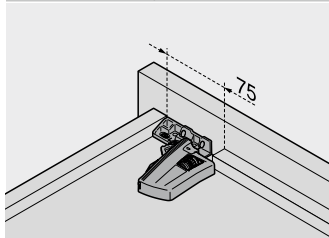
500 | 520 | 550 | 580 |

600

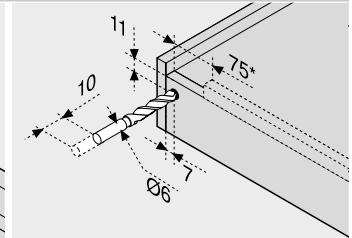
650 | 700 | 750



Drawer assembly



Use drilling template T65.1000.02



* TIP-ON BLUMOTION 125 mm

Reference pages

Overview	417	Assembly, removal and adjustment
TIP-ON BLUMOTION for MOVENTO	434	
TIP-ON for MOVENTO	440	
SERVO-DRIVE for MOVENTO TANDEM	492	Short URL
CABLOXX	582	www.blum.com/a410
Accessories	425	
Attachment of runners	432	
E-SERVICES and assembly devices	590	
More technical details	698	

