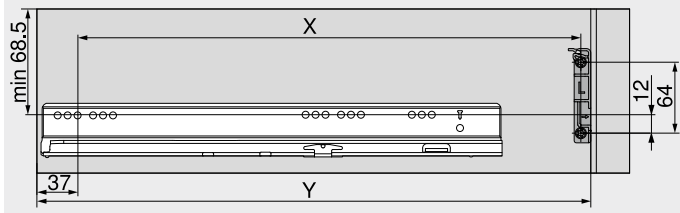


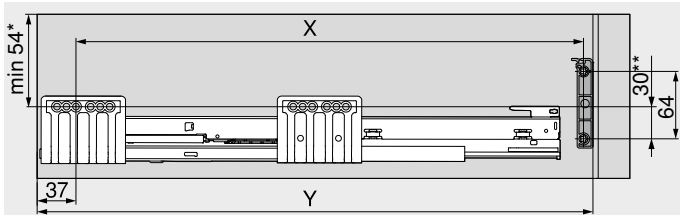
Cabinet with pull-out element – bracket profile horizontal

Planning

Drilling distances

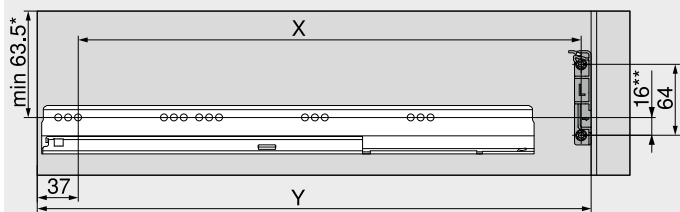


LEGRABOX



MERIVOBX

- * 32 mm for back height N
- ** 45 mm for back height N

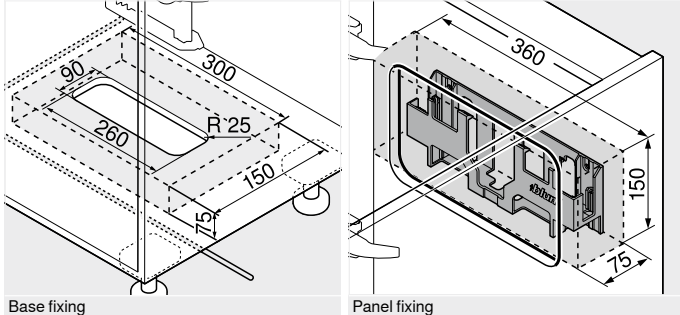


TANDEMBOX

- * 55 mm for back height N
- ** 24 mm for back height N

Back	X (mm)	Y (mm)
Chipboard back	NL – 9	NL + 37
Steel back	NL – 26	NL + 20
NL	Nominal length	
X	Drilling position	
Y	Min. space requirement	

Space requirement and safety distance – power supply unit housing



Base fixing

Panel fixing

Attention

Maintain a 30 mm safety distance from the bottom edge (base fixing) and/or front edge (panel fixing) and side edges of the power supply unit housing to the neighbouring elements!

Air must be able to circulate, otherwise the SERVO-DRIVE power supply unit could overheat!

Reference pages

Overview	359	Accessories	388	Assembly, removal and adjustment
LEGRABOX	190	E-SERVICES and assembly devices	590	
Overview	257	Machine directive	701	Short URL www.blum.com/a380
TANDEMBOX antaro	302	More technical details	698	
TANDEMBOX plus	348			
Order information	376			

