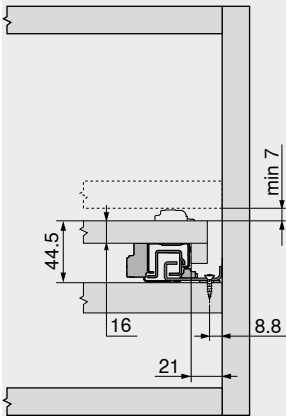


MOVENTO with BLUMOTION – 760H – cabinet underside fixing – pull-out shelf

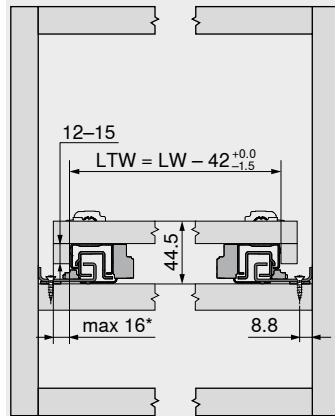
Web code
DQGX9A

Planning

Space requirement in cabinet

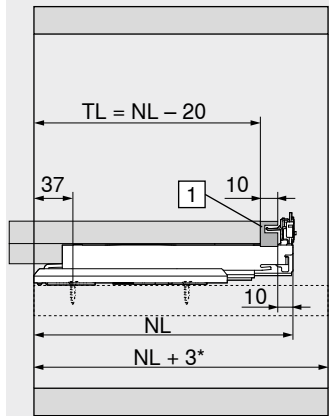


Pull-out shelf



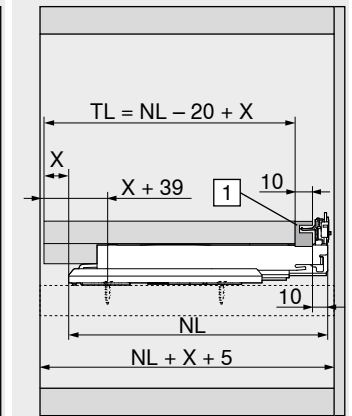
LTW Underside width
LW Internal cabinet width
* Limited side adjustment for a POS side panel thickness of 16 mm, but with full tolerance utilisation of the underside width LTW

Pull-out shelf



TL Shelf length
NL Nominal length
1 Rear fixing bracket
* Additional +12 mm with side stabilisation

POS inset application



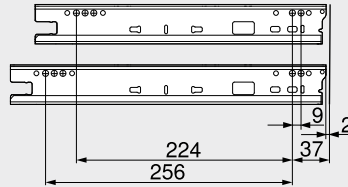
TL Shelf length
NL Nominal length
X Pull-out shelf front piece thickness
1 Rear fixing bracket

Hole spacing – runners

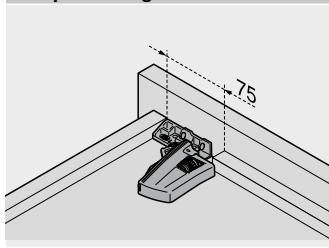
Runner – 760H – 40 kg – Base fixing
Nominal length NL (mm)

350 | 400 | 450

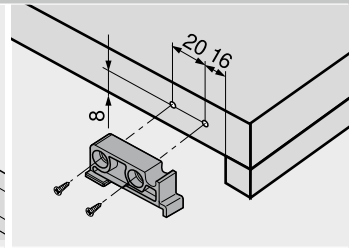
500



POS processing



Use drilling template T65.1000.02



Rear fixing bracket

Reference pages

Overview	417	Assembly, removal and adjustment
TIP-ON BLUMOTION for MOVENTO	434	
SERVO-DRIVE for MOVENTO TANDEM	492	
Accessories	425	Short URL
Attachment of runners	432	www.blum.com/a410
E-SERVICES and assembly devices	590	
More technical details	698	

